

**Silicon NPN Power Transistors**

**2SC2553**

**DESCRIPTION**

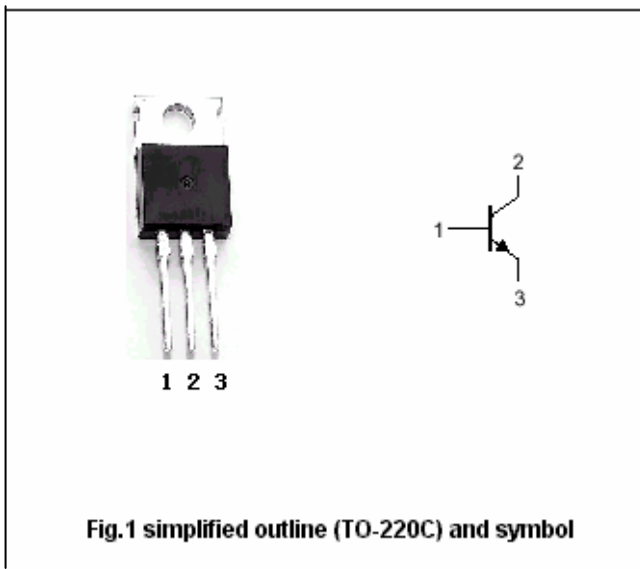
- With TO-220C package
- High collector breakdown voltage  
:  $V_{CEO}=400V(\text{Min})$
- Excellent switching time  
:  $t_r=1.0\mu s(\text{Max.})$   
:  $t_f=1.0\mu s(\text{Max.}@I_C=4A)$

**APPLICATIONS**

- Switching regulator and high voltage switching applications
- High speed DC-DC converter applications

**PINNING**

PIN	DESCRIPTION
1	Base
2	Collector;connected to mounting base
3	Emitter



**Absolute maximum ratings( $T_a=25^\circ C$ )**

SYMBOL	PARAMETER	CONDITIONS	VALUE	UNIT
$V_{CBO}$	Collector-base voltage	Open emitter	500	V
$V_{CEO}$	Collector-emitter voltage	Open base	400	V
$V_{EBO}$	Emitter-base voltage	Open collector	7	V
$I_C$	Collector current		5	A
$I_B$	Base current		1	A
$P_C$	Collector dissipation	$T_a=25^\circ C$	1.5	W
		$T_C=25^\circ C$	40	
$T_j$	Junction temperature		150	$^\circ C$
$T_{stg}$	Storage temperature		-55~150	$^\circ C$

## Silicon NPN Power Transistors

## 2SC2553

## CHARACTERISTICS

T<sub>j</sub>=25℃ unless otherwise specified

SYMBOL	PARAMETER	CONDITIONS	MIN	TYP.	MAX	UNIT
V <sub>(BR)CEO</sub>	Collector-emitter breakdown voltage	I <sub>C</sub> =10mA ; I <sub>B</sub> =0	400			V
V <sub>(BR)CBO</sub>	Collector-base breakdown voltage	I <sub>C</sub> =1mA ; I <sub>E</sub> =0	500			V
V <sub>CEsat</sub>	Collector-emitter saturation voltage	I <sub>C</sub> =5A; I <sub>B</sub> =1A			1.0	V
V <sub>BEsat</sub>	Base-emitter saturation voltage	I <sub>C</sub> =5A; I <sub>B</sub> =1A			1.5	V
I <sub>CBO</sub>	Collector cut-off current	V <sub>CB</sub> =400V ; I <sub>E</sub> =0			100	μA
I <sub>EBO</sub>	Emitter cut-off current	V <sub>EB</sub> =7V; I <sub>C</sub> =0			1	mA
h <sub>FE-1</sub>	DC current gain	I <sub>C</sub> =3A ; V <sub>CE</sub> =5V	12			
h <sub>FE-2</sub>	DC current gain	I <sub>C</sub> =5A ; V <sub>CE</sub> =5V	8			

## Switching times

t <sub>r</sub>	Rise time	V <sub>CC</sub> ≈200V; I <sub>C</sub> =4A I <sub>B1</sub> =-I <sub>B2</sub> =0.4A; R <sub>L</sub> =50Ω Duty cycle≤1%			1.0	μs
t <sub>stg</sub>	Storage time				2.5	μs
t <sub>f</sub>	Fall time				1.0	μs

Silicon NPN Power Transistors

2SC2553

PACKAGE OUTLINE

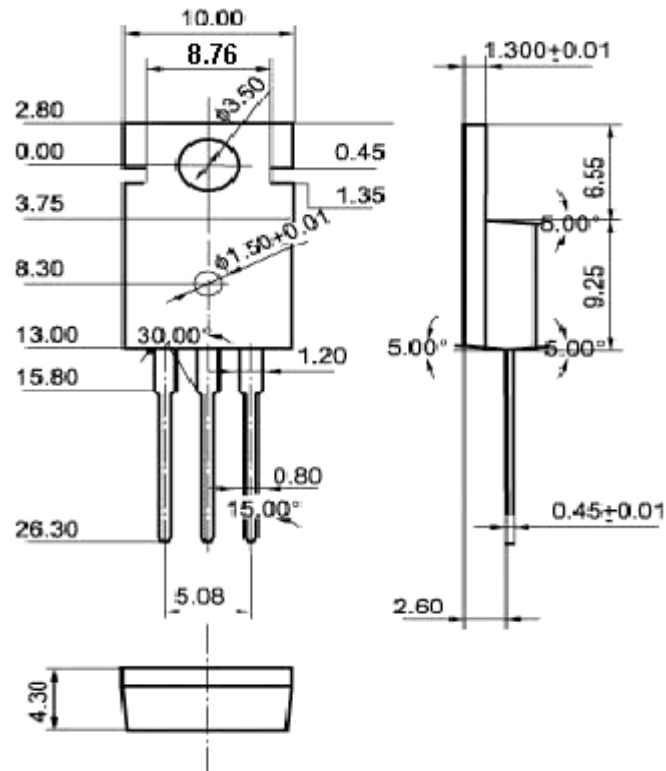


Fig.2 Outline dimensions (unindicated tolerance:±0.10 mm)

Silicon NPN Power Transistors

2SC2553

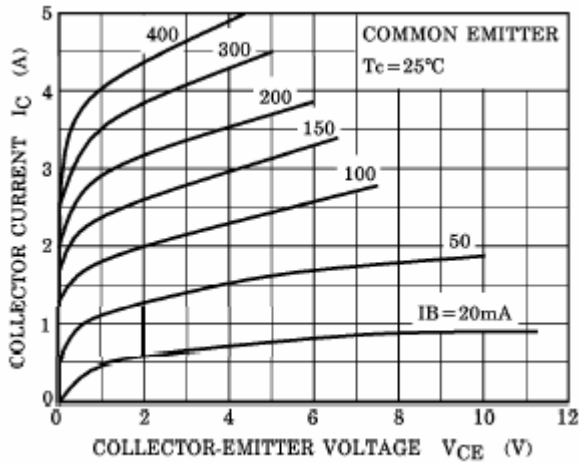


Fig.3 Static Characteristic

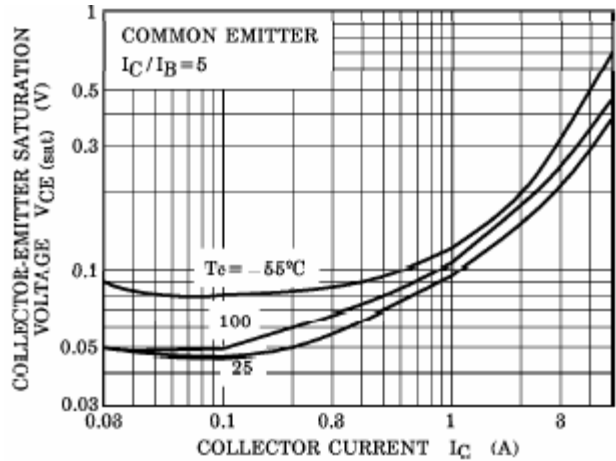


Fig.4 Collector-Emitter Saturation Voltage

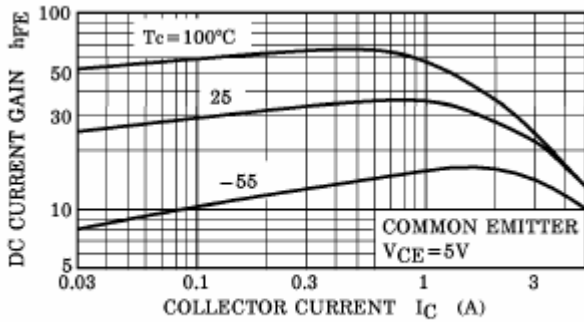


Fig.5 DC current Gain

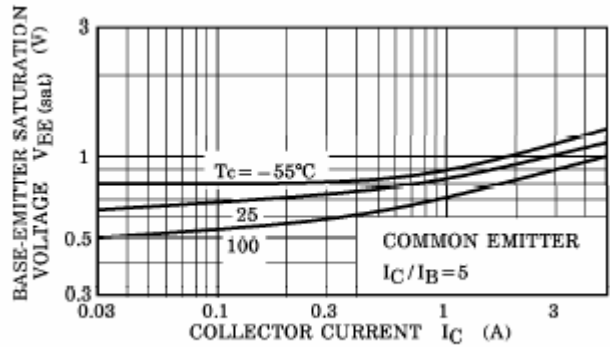


Fig.6 Base-Emitter Saturation Voltage




Fig.7 Safe Operating Area