




MEAN WELL

SWITCHING POWER SUPPLY

ISO-9001 CERTIFIED MANUFACTURER

S-60 SERIES

- .LOW COST, HIGH RELIABILITY
- .105°C OUTPUT CAPACITOR
- .INTERNATIONAL AC INPUT RANGE
- .HIGH EFFICIENCY, LOW WORKING TEMPERATURE
- .SOFT-START CIRCUIT, LIMITING AC SURGE CURRENT
- .SHORT CIRCUIT, OVERLOAD, OVER VOLTAGE PROTECTED
- .COMPACT SIZE, LIGHT WEIGHT
- .100% FULL LOAD BURN-IN TEST
- .BUILT IN EMI FILTER, LOW RIPPLE NOISE

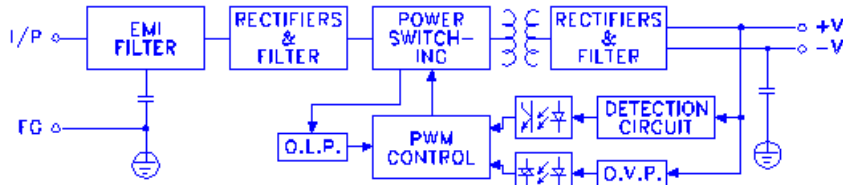


| MODEL | S-60-5 | S-60-12 | S-60-15 | S-60-24 |
|---------------------------|--|----------|----------|----------|
| SPECIFICATION | | | | |
| DC OUTPUT VOLTAGE | 5V | 12V | 15V | 24V |
| OUTPUT V. TOLERANCE | ±2% | ±1% | ±1% | ±1% |
| OUTPUT RATED CURRENT | 12A | 5A | 4A | 2.5A |
| OUTPUT CURRENT RANGE | 0-12A | 0-5A | 0-4A | 0-2.5A |
| RIPPLE & NOISE | 120mVp-p | 120mVp-p | 150mVp-p | 150mVp-p |
| LINE REGULATION | ±0.5% | ±0.5% | ±0.5% | ±0.5% |
| LOAD REGULATION | ±1% | ±0.5% | ±0.5% | ±0.5% |
| DC OUTPUT POWER | 60W | 60W | 60W | 60W |
| EFFICIENCY | 73% | 76% | 77% | 79% |
| DC VOLTAGE ADJ. | +10, -5% | ±10% | ±10% | ±10% |
| INPUT VOLTAGE RANGE | 85~264VAC 47~63Hz; 120~370VDC | | | |
| AC CURRENT | 2A/115V 1A/230V | | | |
| INRUSH CURRENT | COLD START 30A/115V 60A/230V | | | |
| LEAKAGE CURRENT | <3.5mA/240VAC | | | |
| OVERLOAD PROTECTION | 105%~150% TYPE:PULSING HICCUP SHUTDOWN RESET:AUTO RECOVERY | | | |
| OVER VOLTAGE PROTECTION | 115%~135% | | | |
| OVER TEMP. PROTECTION | ----- | | | |
| TEMP. COEFFICIENT | ±0.03% / °C (0~50°C) | | | |
| SETUP, RISE, HOLD UP TIME | 800ms, 50ms, 10ms / 115VAC 300ms, 50ms, 80ms / 230VAC | | | |
| VIBRATION | 10~500Hz, 2G 10min./1cycle, PERIOD FOR 60min. EACH AXES | | | |
| WITHSTAND VOLTAGE | I/P-O/P:3KVAC I/P-FG:1.5KVAC O/P-FG:0.5KVAC | | | |
| ISOLATION RESISTANCE | I/P-O/P, I/P-FG, O/P-FG:500VDC / 100M Ohms | | | |
| WORKING TEMP., HUMIDITY | -10°C~+60°C(REFER TO OUTPUT DERATING CURVE), 20%~90% RH | | | |
| STORAGE TEMP., HUMIDITY | -20°C~+85°C, 10%~95% RH | | | |
| DIMENSION | 159*97*38mm CASE:901 | | | |
| WEIGHT | 0.55Kgs | | | |
| SAFETY STANDARDS | UL1012, TUV EN60950, IEC950, UL1950 APPROVED | | | |
| EMC STANDARDS | CISPR22 (EN55022), IEC801-2,3,4, IEC555-2 VERIFICATION | | | |

- NOTE :
1. ALL PARAMETERS ARE SPECIFIED AT 230VAC INPUT, RATED LOAD, 25°C 70% RH. AMBIENT.
 2. TOLERANCE INCLUDE SET UP TOLERANCE, LINE REGULATION, LOAD REGULATION.
 3. RIPPLE & NOISE ARE MEASURED AT 20MHz BY USING A 12" TWISTED PAIR TERMINATED WITH A 0.1uF & 47uF CAPACITOR.
 4. LINE REGULATION IS MEASURED FROM LOW LINE TO HIGH LINE AT RATED LOAD.
 5. LOAD REGULATION IS MEASURED FROM 0% TO 100% RATED LOAD.
 6. C2,3,6 MUST BE REMOVED.

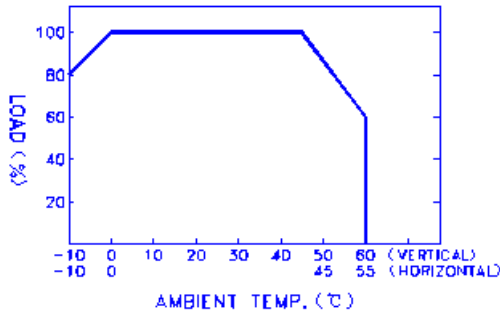
S-60 SERIES

BLOCK DIAGRAM

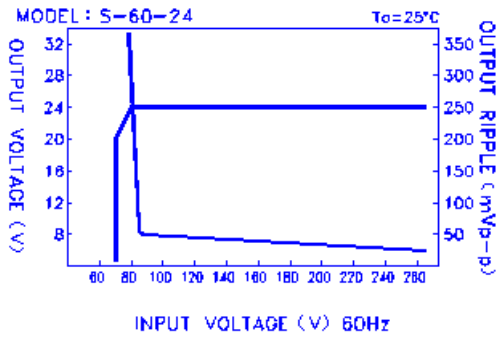


fosc: 50KHz

OUTPUT DERATING



STATIC CHARACTERISTICS



DIMENSION (mm)

- ☒ CASE : 901
- ☒ TERMINAL PIN NO. ASSIGNMENT
- ☒ PIN 1,2 : AC INPUT
- ☒ PIN 3 : FG ⊕
- ☒ PIN 4 : DC OUTPUT -V
- ☒ PIN 5 : DC OUTPUT +V

